


# TORQUE WRENCHES

SONIC HAS TWO SERIES OF ADJUSTABLE CLICK-TYPE TORQUE WRENCHES IN HER PROGRAM. SONIC OFFERS YOU A RANGE FROM 1/4" TO 1" DRIVE WITH NM RANGING FROM 4 TO 1000NM.

## 731-SERIE

THE REQUIRED TORQUE VALUE IS SET QUICKLY AND ACCURATELY USING THE RING ABOVE THE HANDLE. TO SET THE REQUIRED VALUE, SIMPLY PULL THE RING AND TURN IT TO THE CORRECT SETTING. ONCE THE REQUIRED VALUE HAS BEEN SET, THE RING IS SIMPLY RELEASED TO LOCK IT, WHICH PREVENTS THE SETTING BEING INADVERTENTLY CHANGED.



RELIABLE MECHANISM

LIGHT WEIGHT

ACCURACY : +/- 4% CLOCKWISE AND +/-6% COUNTER-CLOCKWISE FROM 20-100% OF FULL SCALE\*

TESTING TORQUE WRENCH\*

DIRECT FIT, RATCHET ACTION LEFT OR RIGHT WITH SONIC QUICK RELEASE SYSTEM

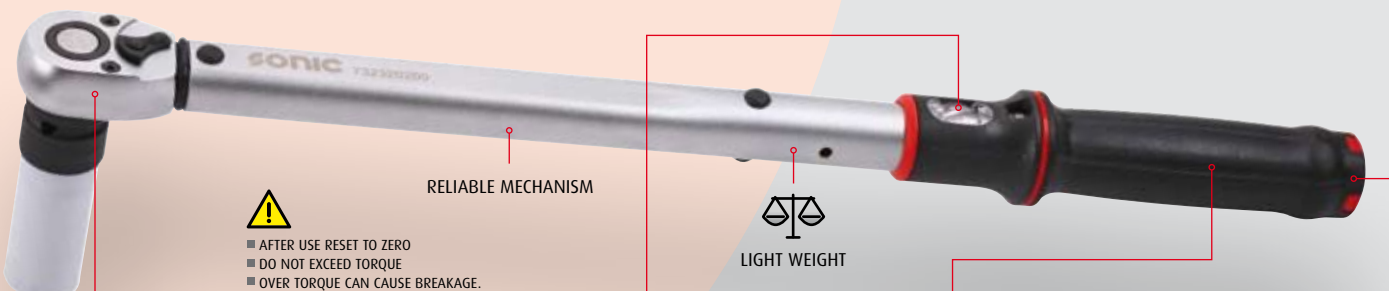
TORQUE ADJUSTMENT

COMFORTABLE ERGONOMIC GRIP

PACKING OF TORQUE WRENCH IN PLASTIC BOX

## 732-SERIE

THESE TORQUE WRENCHES HAVE EASY READABLE SCALE WITH SONIC PUSH LOCK SYSTEM. THE MECHANISM IN THE 732 SERIES HAVE A COMPLETE NEW DESIGN. THE REQUIRED TORQUE VALUE IS SET QUICKLY AND ACCURATELY USING THE KNOB OF THE HANDLE. TO SET THE REQUIRED VALUE, SIMPLY PULL OUT THE KNOB AND TURN IT TO THE CORRECT SETTING. DURING THIS ACTION THE CLEAR SCALE WITH NM AND FT.LB SCALES REMAIN CLEARLY VISIBLE AT ALL TIMES. ONCE THE REQUIRED VALUE HAS BEEN SET, THE KNOB IS SIMPLY PRESSED BACK IN, TO LOCK IT, WHICH PREVENTS THE SETTING BEING INADVERTENTLY CHANGED.



RELIABLE MECHANISM

LIGHT WEIGHT



- AFTER USE RESET TO ZERO
- DO NOT EXCEED TORQUE
- OVER TORQUE CAN CAUSE BREAKAGE. WRENCH CAN BREAK WHILE BREAKING FASTENERS LOOSE OUT OF CALIBRATION TORQUE WRENCH CAN CAUSE PART OF TOOL BREAKAGE
- PERIODIC RECALIBRATION IS NECESSARY TO MAINTAIN ACCURACY
- DO NOT USE WITH IMPACT WRENCHES
- DO NOT USE TORQUE WRENCH TO BREAK FASTNERS LOOSE
- DO NOT REPLACE WORN PARTS INDIVIDUALLY; USE ENTIRE CONTENTS OF THE SERVICE/REPAIR KIT
- FREQUENTLY INSPECT, CLEAN AND LUBRICATE RATCHET MECHANISM WITH LIGHT OIL

DIRECT FIT, LEFT OR RIGHT RATCHET ACTION WITH SONIC QUICK RELEASE SYSTEM

CLEARLY VISABLE SCALE IN NM AND FT.LB

COMFORTABLE ERGONOMIC HANDLE


SONIC PUSH LOCK SYSTEM: RAPID, ACCURATE, SAFE SETTING ACTION, PULL OUT THE KNOB, TURN IT TO REQUIRED READING AND PUSH IT IN AGAIN TO LOCK IT.

PACKING OF TORQUE WRENCH IN PLASTIC BOX



## 731... | TORQUES WRENCH

ART. NO.	DESCRIPTION	NM	D(mm)	T(MM)	L(MM)	G	PCS/BAG
73110420	1/4" TORQUE WRENCH 4-20NM	4-20	28.0	23.5	325	632	1
73121060	3/8" TORQUE WRENCH 10-60NM	10-60	28.0	27.3	325	670	1
731220100	3/8" TORQUE WRENCH 20-100NM	20-100	36.5	30.3	435	1314	1
731340200	1/2" TORQUE WRENCH 40-200NM	40-200	43.5	41.2	510	1604	1
731360340	1/2" TORQUE WRENCH 60-340NM	60-340	43.5	41.2	613	1792	1
7314600	3/4" TORQUE WRENCH 100-600NM	100-600	63.5	52.2	1050	5500	1
7314800	3/4" TORQUE WRENCH 150-800NM	150-800	63.5	52.2	1234	5600	1
73141000	3/4" TORQUE WRENCH 200-1000NM	200-1000	70.0	60.1	1234	6150	1
7315800	1" TORQUE WRENCH 150-800NM	150-800	63.5	57.2	1234	5600	1
73151000	1" TORQUE WRENCH 200-1000NM	200-1000	70.0	65.5	1234	6150	1




## REPAIR SET

ART. NO.	DESCRIPTION	PCS/BAG
73110420P	REPAIR SET TORQUE WRENCH 73110420	1
73121060P	REPAIR SET TORQUE WRENCH 73121060	1
731220100P	REPAIR SET TORQUE WRENCH 731220100	1
731340200P	REPAIR SET TORQUE WRENCH 731340200 & 731360340	1
7314P	REPAIR SET TORQUE WRENCH 7314600 & 7314800	1
73141000P	REPAIR SET TORQUE WRENCH 73141000	1
7315800P	REPAIR SET TORQUE WRENCH 7315800	1
73151000P	REPAIR SET TORQUE WRENCH 73151000	1



## 732... | TORQUES WRENCH

ART. NO.	DESCRIPTION	NM	D(mm)	T(MM)	L(MM)	G	PCS/BAG
73210525	1/4" TORQUE WRENCH 5-25NM	5-25	26	22	290	405	1
73220550	3/8" TORQUE WRENCH 5-50NM	5-50	40.5	37	360	920	1
732310100	3/8" TORQUE WRENCH 10-100NM	10-100	40.5	37	405	1020	1
732310100	1/2" TORQUE WRENCH 10-100NM	10-100	40.5	40	405	1020	1
732320200	1/2" TORQUE WRENCH 20-200NM	20-200	40.5	40	500	1220	1
732360300	1/2" TORQUE WRENCH 60-300NM	60-300	40.5	40	595	1330	1
732380400	1/2" TORQUE WRENCH 80-400NM	80-400	40.5	40	680	1820	1



## REPAIR SET

ART. NO.	DESCRIPTION	PCS/BAG
73210525P	REPAIR SET TORQUE WRENCH 73210525	1
7322P	REPAIR SET TORQUE WRENCH 73220550 & 732210100	1
7323P	REPAIR SET TORQUE WRENCH 732310100, 732320200, 732360300 & 732380400	1



1/4"  
72  
GEARS

### 600907 | 8PC TORQUE WRENCH WITH INTERCHANGEABLE SPANNER SET

THIS TOOL ALLOWS THE USUAL 1/4" TORQUE OPERATION BUT WITH THE ADDED INNOVATION OF CHANGING THE RATCHET HEAD TO A SPANNER HEAD FOR TIGHTENING BOLTS TO A SPECIFIC TORQUE.

9X12 TORQUE WRENCH 4-20NM

9X12 OPEN ENDED INSERT TOOL 13, 17, 19MM

9X12 RING INSERT TOOL 13, 17, 19MM

9X12 72T-RATCHET INSERT TOOL 1/4"



3/8"  
72  
GEARS

### 600908 | 8PC TORQUE WRENCH WITH INTERCHANGEABLE SPANNER SET

THIS TOOL ALLOWS THE USUAL 3/8" TORQUE OPERATION BUT WITH THE ADDED INNOVATION OF CHANGING THE RATCHET HEAD TO A SPANNER HEAD FOR TIGHTENING BOLTS TO A SPECIFIC TORQUE.

9X12 TORQUE WRENCH 10-60NM

9X12 OPEN ENDED INSERT TOOL 13, 17, 19MM

9X12 RING INSERT TOOL 13, 17, 19MM

9X12 72T-RATCHET INSERT TOOL 3/8"



1/2"  
72  
GEARS

**601105 | 11PC TORQUE WRENCH WITH INTERCHANGEABLE SPANNER SET**

THIS TOOL ALLOWS THE USUAL 1/2" TORQUE OPERATION BUT WITH THE ADDED INNOVATION OF CHANGING THE RATCHET HEAD TO A SPANNER HEAD FOR TIGHTENING BOLTS TO A SPECIFIC TORQUE.

14X18 TORQUE WRENCH 60-340NM

14X18 RING INSERT TOOL 13, 14, 15, 17, 19, 22, 24, 27, 30MM

14X18 72T-RATCHET INSERT TOOL 1/2"



1/2"  
72  
GEARS

**601106 | 11PC TORQUE WRENCH WITH INTERCHANGEABLE SPANNER SET**

THIS TOOL ALLOWS THE USUAL 1/2" TORQUE OPERATION BUT WITH THE ADDED INNOVATION OF CHANGING THE RATCHET HEAD TO A SPANNER HEAD FOR TIGHTENING BOLTS TO A SPECIFIC TORQUE.

14X18 TORQUE WRENCH 60-340NM

14X18 OPEN ENDED TOOL 13, 14, 15, 17, 19, 22, 24, 27, 30MM

14X18 72T-RATCHET INSERT TOOL 1/2"

